
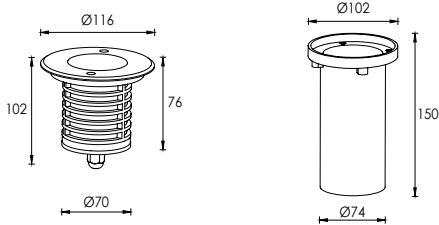


Inground Light Asymmetrical Power LED TRUAX

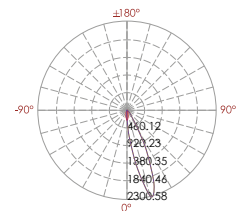


Hard chromeplated Stainless steel SUS 316L
12# Die-casting grey powder coated aluminum.
T=60-80µm Adhesion of ISO class 1/ASTM class 4B

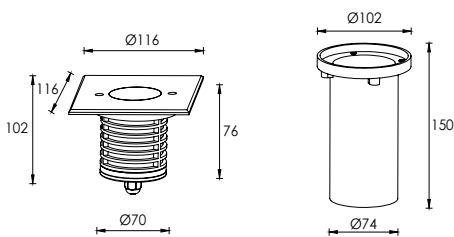


334 144		
LED Power	Colour Temp	Luminous
24V - 5,2W	2000K	398 lm
120/240V - 6,0W	3000K	359 lm
	6000K	

LIGHT DISTRIBUTION

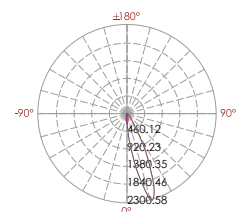


45°
35°



334 145		
LED Power	Colour Temp	Luminous
24V - 5,2W	2000K	398 lm
120/240V - 6,0W	3000K	359 lm
	6000K	

LIGHT DISTRIBUTION



45°
35°